

# Azalea City Quilters' Guild

## Nine Patch News

President – Susan Holler  
Volume 40, Issue 9

Editor – Peggy Knippenberg, [pknip2020@gmail.com](mailto:pknip2020@gmail.com)  
[www.azaleacityquiltersguild.org](http://www.azaleacityquiltersguild.org) May 2020

### CELEBRATING AZALEA CITY QUILTERS' GUILD'S 40TH ANNIVERSARY

*Stitches from the past!*

Azalea City Quilters Guild had its first show April 1983 at Sage Avenue Armory. The title was "Pride of Mobile Quilt Show". Remember, this was only three years after its formation as an organization in 1980. This was not a judged show. That came later as the Guild grew.

These were the rules:

1. No kits.
2. There will be machine piecing, but no machine quilting.
3. Any size quilt allowed, but NO pillows, clothing, wall hangings, etc.
4. No painted quilts allowed.

We can thank the founding members for starting a wonderful tradition. The rules are now different, but we are still the pride of Mobile quilters and we show it every two years.



### EARLY MEMBERSHIP RENEWAL

Early Renewal will start for all members from June - August. Renewals will end on Sept 30. Members who have not renewed by that date will not be in the handbook and removed from the membership list.

*Peggy Stone*

### August Retreat

With all our activities canceled for now, we are also putting Retreat registration on hold. As more information becomes available, we hope to start in June, but still not sure. Stay tuned to ACQG emails for updates.

*Susan Garrett*

### Suspended Calendar of Events

#### Block Party

Every Thurs. morning 10:00-12:00 Springhill Baptist Church, Activities Center 2<sup>nd</sup> Floor –Personal projects

#### Community Sewing Quilts

1st Tues., May 5, 2020—9:00-12:00  
Humana Ins., 3653 Airport Blvd., Ste B

#### ACQG General Meeting

9:30 Registration, 10:00 Meeting  
2nd Tues., May 12, 2020  
Regency Church of Christ, 501 S. University Blvd.

#### Donation Quilts

9:00-3:00 1st Thursday, May 7, 2020  
Tillman's Corner Senior Center, Nevius Road

#### Night Guild

Thurs. after 2nd Tuesday  
May 14, 2020  
6:30-8:30 p.m. at Christ UMC on Grelot Rd.

#### Quilts of Valor

4th Monday of the month, May 25, 2020  
8:30-3:30 at 1600 Boykin Blvd.

#### Art Quilters

4th Tuesday, May 26, 2020, 10-12  
University Church of Christ, Zeigler Blvd.

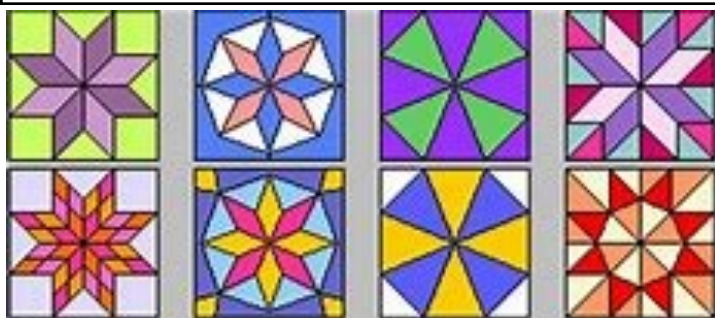
#### Baltimore Album Stitching Group

**Cancelled until further notice.** Yvonne Taylor, 341 Dalewood Dr. 422-1795 email: [happyquilter247@aol.com](mailto:happyquilter247@aol.com)

#### Machine Piecing

April, May, June classes will be rescheduled asap  
MaryAnn Logsdon

*The activities of the guild are suspended until future notice. We will keep everyone updated as to when the activities will begin again. Please stay safe!*



## The President's Notes

I pray you are safe and well as we all do our part to help stop the Covid-19 pandemic. To think of when we last met for the March meeting, I had no idea we would not see each other for a month or more. Don't know about you, but I am really missing seeing everyone at the different activities we hold as a guild. As I write this, we don't have a clear answer as to when we will meet again (can't be too soon enough for me!) As soon as we know we can start the activities of the guild, an email will be sent to you.

Have you been able to use this time to finish some quilts or other projects that have gone unfinished for too long? Maybe read some books that have been on your reading list? Or perhaps, gave yourself permission to do nothing or take an afternoon nap! I am working on a king-sized quilt that I am hoping to finish in the next week or so. Just needs the border on three sides and I will be looking for backing fabric. The challenge is also on my list to try and complete. I am thinking positively in hoping we will be able to meet no later than June (May would be better!)

With sadness, we accepted Marie Owens resignation

as newsletter editor. We want to thank Marie for the exceptional job she has done month in and month out to send the newsletter to the members. Marie, you will be greatly missed!

One of the things I love about being a part of ACQG is when there is a need the members step forward and accept the challenge. I am proud to announce Peggy Knippenberg is one such member. When I received the call from Marie on her resignation, she also recommended Peggy Knippenberg as the next newsletter editor. Once asked Peggy agreed and went to work! Peggy thank you so very much for agreeing to take this position!

The Mark Sherman workshop for May has been cancelled and will hopefully be rescheduled for 2021. Please check the announcements within this newsletter for other information on programs and workshops.

Be safe and keep well until we meet again...until next month....

Susan



### May Birthdays

- |                           |                     |
|---------------------------|---------------------|
| 2 Sandy Crews             | 16 Lynda Cockrell   |
| 3 Judy Purcell            | 17 Sharon Potts     |
| 4 Martha Sumrall          | 18 Sharon Michael   |
| 5 Tish Fisackerly         | Virginia Sarradet   |
| Mary Ann Logsdon          | 20 Rena Kroe        |
| 6 Marie Entessar          | 21 Cathy Wilson     |
| 7 Victoria Hermansen-Ivey | 25 Linda Flores     |
| 9 Carol Dolan-Groebe      | 27 Darlene Maltesse |
| Sandra Griffin            | 29 Susan Digman     |
| 12 Michelle Martin        | 30 Donette Erwin    |
| 14 Carolyn Courson        | 31 Carol Peterson   |
| Arabelle Walker           |                     |
| 15 Margaret Whatley       |                     |

Those having birthdays in the current month, please bring a quilting related "Unbirthday-gift" to be used in the Ways and Means drawing; (something you would like to receive if you had the winning ticket). **HAPPY BIRTHDAY**, and may you have wonderful quilting experiences this coming year.



### Treasurer's Report: April 2020

Money Market Account balance,	\$ 12,240.40
Interest earned	<u>          .75</u>
MMA balance, as of 3/31/2020	\$ 12,241.15
Checking Account	
Beginning Balance	\$ 2,507.23
<b>Income</b>	
Workshops	\$ 240.00
Membership	100.00
Ways & Means	<u>94.00</u>
TOTAL	\$ 618.00
<b>Expenses</b>	
Regency Church of Christ (March rent)	\$ 125.00
Sandy Fitzpatrick (Program/Workshop)	<u>1,567.39</u>
TOTAL	\$ 1,692.39
Ending Balance as of Mar. 31, 2020	\$ 1,248.84

Sandy Purvis, Treasurer

**Azalea City Quilters' Guild—General Meeting  
St. Mark United Methodist Church—April 2020**

The Azalea City Quilt Guild did not meet in April 2020 due to the COVID-19 Pandemic social distancing and shelter-in-place orders for our local, state and federal governments. *Lydia Criswell*

### WORKSHOPS

There was no workshop scheduled for April as we were scheduled for a quarterly GSQA workshop and quarterly meeting—which was cancelled. The May workshop with Mark Sherman has been postponed until a future date in 2021. Pam Stephens will be teaching “Coloring on Fabric” class in June. Further details to follow as soon as we know what happens in the next few weeks. Hope everyone is doing well and getting some of those UFOs completed. Stay safe. *Ann Singleton*

### QOV Activities

For the safety of our vets and volunteers, the National QOVF have postponed presentations until June 1st at the earliest. We have an opportunity to sew masks for many family, friends and medical groups. Many groups, such as Winn-Dixie at Snow and Airport, the workers in the gift shop at Mobile Infirmary, Mark Shirey and his optometry practice, Connie Hudson (who asked for 300 for all the Senior Centers) offered and insisted on paying for their masks. The money has greatly benefited our QOV group in Mobile. This will allow us to award a few more quilts in the future. Thanks to QOV Stars over Mobile members Diane Hamilton, Anita Curtis, Kim McGoogan, Debbie Vice, and Ellen Hastings for help to complete the 300 masks needed for the May 1st delivery to the Connie Hudson and the Senior Centers.

Dues for our local Stars Over Mobile group are due in May. You may pay online - \$10.00 or \$15.00 with a membership pin. The pins do not have a date on them so can be used through future years. Call Joyce if you have trouble paying your dues at QOVF.org. Look at the “Members Only” information.

We look forward to presenting quilts in an award ceremony later this summer. If you would like to quilt a QOV top, please let me know. Thanks. *Joyce Reed*



### 2020 AZALEA GUILD CHALLENGE ISSUED AT THE JANUARY 2020 MEETING – DUE AT THE JUNE MEETING

The challenge is “The Piecemakers Challenge” in honor of the original members that started our guild.

1. Entries should be no larger than 30” square
2. The original members met weekly and chose traditional blocks to make so I chose 6 beginner blocks. You must use at least 2 of them or you may use all of them. These two blocks must be pieced. The blocks are Monkey Wrench, Flying Geese, Square in a Square, Patience Corner, Four Patch and Nine Patch. They must appear in the front of the quilt.
3. You must use pink and green fabrics in the body of the quilt, not just the binding or backing but you may add other colors.
4. You may add applique and/or bling if you like.
5. The quilt should depict quilts, quilting, quilting items, quilt words, sewing, etc.
6. All entries must be quilted and finished.



### NIGHT GUILD NEWS

Hello everyone! Hope you all are in good health and good spirits. During our ‘virus-off time’, please contact me (232-8838) if you need more QOV block packages to complete. Remember...there will be a BIG PRIZE for the one who completes the most.

My email still does not function!!! (Yes, I paid the bill.) I am looking for a different way to send emails.

If we are released from public quarantine, Judy Purcell will have the May program and will be teaching “Reverse Applique”.

We will still be meeting at Christ United Methodist Church on Grelot Road. We will let you in at the double doors on the left side of the church between 6:15 and 6:25 . . . meeting begins at 6:30 sharp in room 204 on the second floor. Hope to see YOU there. Sew and be happy!



Linda Evans, Chairman

### While we are working to finish those UFOs! Let's revisit this:

#### THINGS WE LEARNED FROM THE JUDGE:

We were blessed to have a very thorough and knowledgeable judge for our quilt show. There were several constructive criticism remarks that she made repeatedly while judging, and we thought it might be helpful for guild members to know for future reference. They were:

- 1) Piecing thread should match darker color - there were numerous times when a light piecing thread showed in a seam or intersection.
- 2) Points and corners - make sure the points and corners of pieces have not been cut off or lost when sewing to the adjacent piece
- 3) Quilt should be squared up before adding borders and again before adding binding.
- 4) Strive for 90 degree corners on binding.
- 5) Straight lines should be straight - the judge sights down the lines of the sashings and borders to make sure they are perfectly straight and even.
- 6) If you are using a fabric in a border or binding that has a distinct design or pattern line, cut according to the pattern instead of the grain line (they do not always match up) to avoid creating a spiral effect or the appearance of crookedness.
- 7) Machine applied bindings are acceptable, but the same care and precision should be taken as when doing a hand binding
- 8) Use diagonal joins in binding for better appearance and reduced bulk.
- 9) Batting should completely fill binding.
- 10) Binding should be same width on the back as it is on the front of the quilt.
- 11) Finishing touches - make sure all loose threads are clipped, and go over quilt with a lint roller to remove pet hair and lint.

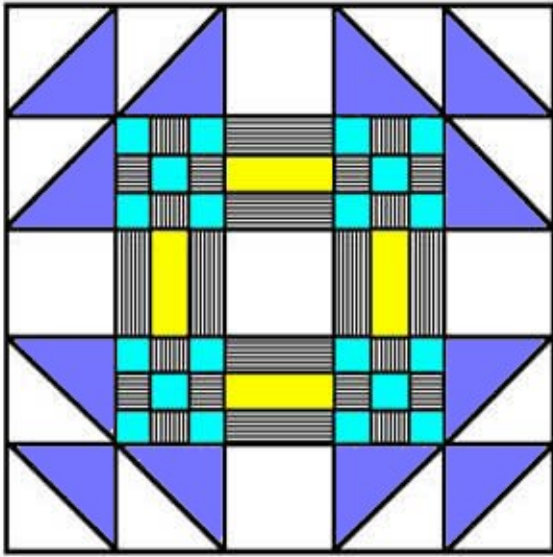


The judge also had lots of very positive things to say, and was very impressed with a large number of quilts. She had lots of good things to say about color choices and the quality of the work, both in construction and quilting. She was also impressed at how many hand quilters we have. Madeline was very thorough and precise, and spent time really looking at each quilt. It was both enjoyable and educational watching and listening to her work. We hope these tips will help everyone for the next show.

*Susan Mogan*


## Fun and Free Quilt Blocks Online

### Goose In The Pond



This traditional Goose in the Pond quilt pattern is made up of 25 squares. It's a great project to use up small scraps and is good for pillow cushions or other small projects.

The quilt square is composed of five plain squares, 12 triangle squares, four nine-patch squares and three striped squares. The standard block size for this pattern is 15 inches, but it can be adjusted to fit your project.




### Crazy Ann

The Crazy Ann quilt block is deceptively simple to create. It is all straight seam sewing and uses three colors to achieve a complex-appearing whirligig pattern that's been popular for centuries. This Crazy Ann variation uses three colors, but the quilt pattern can also be made using only two colors.


Make sure that the four-pieced squares are sequenced identically in all the blocks to keep the whirl-like movement consistent. Four sets of oblong triangle combinations are sewn together to create the whirligig center. The Crazy Ann block is completed with the addition of the four corner squares.

### FYI: 4 Piecemaker's Challenge blocks

Monkey wrench



Square in a square



Flying geese



Patience block



## Quilt Show 2021

The dates for the 2021 quilt show will be April 30-May 1. The venue will be the Abba Temple Shrine.

*Mobile Arts Council*

**Azalea City Quilters' Guild, Inc.**

P.O. Box 160154

Mobile, AL 36616

May 2020 Newsletter

**RETURN SERVICE REQUESTED**

